

Effect of helminth parasitic load on the length weight-ratio of fresh water fish, *Channa striatus*

Pinky Kaur^{1*}, Rekha Shrivastav² and T.A. Qureshi¹

¹Department of Zoology and Applied Aquaculture, Barkatullah University, Bhopal

²Department of Zoology, Sarojini Naidu Government Girls Post Graduate College, Bhopal India

ABSTRACT

Present investigation was carried out to investigate, the helminth parasitic load in freshwater murrel *Channa striatus*. During present investigation, three species of helminth parasites were recovered from host fish. The prevalence, intensity and abundance were calculated in relation to sex, length-group, condition factor and LWR of host fish. Large sized fishes were dominantly affected by helminth parasites as compared to small sized fishes. Thus the negative allometric growth was observed among infected fishes. Male host fishes were predominantly infected as that of female host fishes.

KEY WORDS: PREVALENCE, CHANNA STRIATUS, HELMINTH, PARASITES

INTRODUCTION

Parasitic diseases reduce fish production by affecting the normal physiology of fish and can result in mass mortalities of fish if remained unmonitored (Fagbenro *et al.*, 1993). Fish disease and histopathology, with broad range of causes, are increasingly being used as indicators of environmental stress since they provide a definite biological end-point of historical exposure (Steniford *et al.*, 2003). Helmintho-fauna infections in fishes have been reported to have marked relationship with sex and size (Ezenwaji and Ilozumba 1992; Machado *et al.*, 1994; Saliu, 1998; Guidelli *et al.*, 2003; Araoye, 2005; Lizama *et al.*, 2005, 2006; Hassan *et al.*, 2010; Omeji, 2012).

The use of Length Wight Ratio for assessment of fish maturity, growth and production is important and the growth in animals is considered in terms of increase in volume. The volume is represented by weight, which is related to the cube of linear

dimensions (Fatioye, 2005). Condition factor is also a useful index for monitoring of feeding intensity, age, and growth rate in fish. It is strongly influenced by both biotic and abiotic environmental conditions and can be used as an index to assess the status of the aquatic ecosystem in which fish live (Anene, 2005).

According to Esiest (2013) parasitic worms can cause swollen abdomen in fishes thereby contributing to either pseudo weight and length of fishes and can also lead to stunted growth thereby reducing the length and weight of the fish. Therefore the present research was carried out to reveal the possible effect of helminth parasitic loads on condition factor and LWR of *Channa striatus*.

MATERIAL AND METHODS

1. Collection of host fishes and helminth parasites:

The host fish *Channa striatus* were brought to the laboratory either in living or freshly killed condition from the local fish

ARTICLE INFORMATION:

*Corresponding Author

Received 15th November, 2013

Accepted after revision 30th December, 2013

BBRC Print ISSN: 0974-6455

Online ISSN: 2321-4007

© A Society of Science and Nature Publication, 2013. All rights reserved.

Online Contents Available at: <http://www.bbrc.in/>

Table 1: Showing the mean (\pm SD), correlation and significance between infected male and female.

Sex	Mean Length	Mean number of parasites	Correlation	t-value
Male	16.52 \pm 1.3351	4.63 \pm 3.2	-0.090	-0.223 (Insignificant)
Female	16.42 \pm 0.965	3.40 \pm 1.35	-0.154	-0.271 (Insignificant)

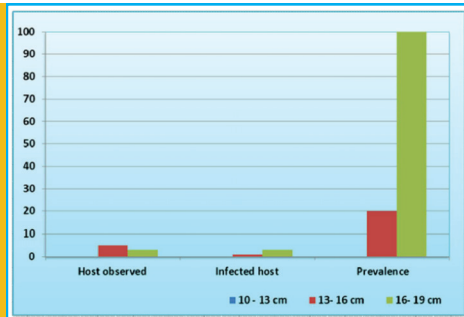


FIGURE 3: Variations in the host observed, infected host and in no. of parasites in different size (length) groups of female *Channa striatus*.

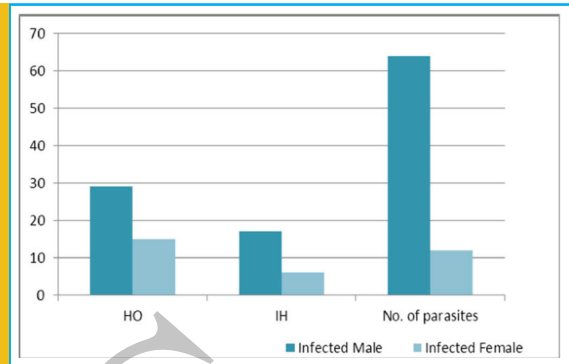


FIGURE 4: Comparison in host observed (OH), infected host (IH) and no. of parasites (PC) between infected male and female *Channa striatus*.

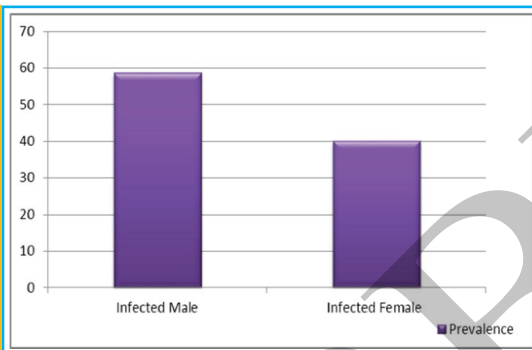


FIGURE 5: Comparative percentage of prevalence between infected male and female *Channa striatus*.

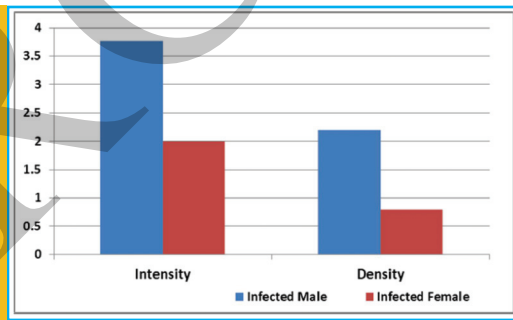


FIGURE 6: Comparative variation in intensity and density between infected male and female *Channa striatus*.

growth. The growth coefficient (b) values obtained for the infected male species is 2.588 and differed significantly from 3.0, which indicates that most of the infected male species have negative allometric growth.

INFECTED FEMALE

The growth coefficient (b) values obtained for the infected female species is 2.408 and differed significantly from 3.0, which indicates that most of the infected female species have negative allometric growth.

4. Condition factor between infected and uninfected groups

Condition factor for infected males ranged between 0.73 to 2.135, and for females ranged between 0.95 to 1.341. In males, the condition factor of host is 1.035 (mean) as compared to

uninfected host fishes (1.25). Thus, only slight variation was seen in the condition factor of male host specimens. Condition factor of female host specimens is calculated to be 0.95 (mean) as compared to uninfected host fishes (1.341). Thus female host showed variation in condition factor (Fig. 7). Khurshid and Ahmad (2013) have revealed that the length of the host was affecting the prevalence and mean number of parasites per host. The results of present study are similar to the findings of Hine and Kennedy (1974) showed an increase in mean worm burden with an increase in fish length. During present investigation minimum number of parasites was recovered from small sized host and maximum prevalence was showed by male host fishes. Amin (1986) observed varying results in the parasitic abundance in different length groups of fish, may be due to changes in the feeding capacity of different ages of the host.

In fisheries science, the condition factor is used in order to compare the "condition", "fatness" or wellbeing of fish. It is

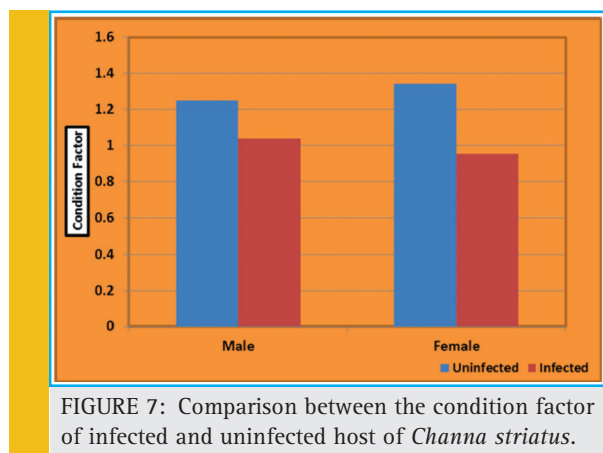


FIGURE 7: Comparison between the condition factor of infected and uninfected host of *Channa striatus*.

based on the hypothesis that heavier fish of a particular length are in a better physiological condition (Bagenal and Teshc, 1978). Condition factor is also a useful index for monitoring of feeding intensity, age and growth rate in fish. It is strongly influenced by both biotic and abiotic environmental conditions and can be used as an index to assess the status of the aquatic ecosystem in which fish live (Anene, 2005).

Esiest (2013) studied length-weight relationship and parasites of *Chrysichthys nigrodigitatus* in Cross River Estuary Itu local government area Akwa Ibom State, Nigeria and explained that parasitic worm burden and intensity of infection low and independent of length and weight.

CONCLUSION

Helminth parasites are dominating among murrels especially *Channa striatus*. The prevalence, intensity and abundance of endo-parasite helminthes directly affected the condition factor and growth rate of the fish which is attributed to its environmental conditions.

REFERENCES

Amin, O.M. 1986. Acanthocephala from lake fishes in Wisconsin: Host and seasonal distribution of the Genus *Neoechinorhynchus*, Haman, 1982. Parasitology., 72: 111-118.

Anene A. (2005) Condition Factors of Four Cichlid Species of a Man-Made Lake in Imo State Southeast, Nigeria. Turk. J. Fish. Aquat. Sci, 5: 43-47.

Araoye, P. A. (2005): *Synodontis schall* (Pisces: Mochokidae) and its Nematode in Asa Lake, Ilorin, Nigeria. J. Aquat. Sci., 20: 81-84.

Bagenal T.B. and Teshc F.W. (1978). Age and growth. In Methods of Assessment of fish Production in Fresh Waters, Oxford Blackwell Scientific Publication. Pp. 101-136.

Cable, R.M. (1977): An illustrated laboratory manual of parasitology, 5th ed. Burgess Publishing Company, Minneapolis, Minnesota.

Esiest, U. L. P. (2013). Length-weight relationship and parasites of *Chrysichthys nigrodigitatus* in Cross River Estuary Itu local government area Akwa Ibom State, Nigeria. Basic Research Journal of Agricultural Science and Review ISSN 2315-6880 Vol. 2(7) pp. 154-165.

Ezenwaji, H.M.G. and P.C.O. Ilozumba, 1992. Helminthofauna of four West African small *Clarias* species (Osteichthyes: Clariidae) from Nigeria. J. Afr. Zool., 106: 391-400.

Fagbenro O.A.M Adedire C.O, Owoseeni E.A and Ayotunde E.O (1993). Studies on the biology and aquaculture potential of feral catfish *Heterobranchius bidosalis* (Geoffroy St. Hilarie 1809) Tropical Zoology 16: 67-79.

Fatiyoje, O.O.A.O. (2005). Length Weight Relationship of Five Fish Species in Epe Lagoon, Nigeria Afr. J. Biotechnology, 4:749-751.

Guidelli, G. M., Isaac, A., Takemoto, R. M. and Pavanelli, G.C. (2003): Endoparasite infracommunities of *Hemisorubin platyrhynchus* (Valenciennes, 1840) (Pisces: Pimelodidae) of the Bafa River, Upper Parana River Floodplain, Brazil: specific composition and ecological aspects. Brazilian Journal of Biology, 63: 261-268.

Hassan, A. A, Akinsanya B and Adegajuw, W. A. (2010). Impacts Of Helminth Parasites On *Clarias gariepinus* And *Synodontis clarias* From Lekki Lagoon, Lagos, Nigeria. Report and Opinion, 2010;2(11)

Hine, P.M. and Kennedy, C.R. 1974. The population biology of the acanthocephalan *Pomphorhynchus laevis* (Muller) in the river Avon. Journal of Fish Biology., 6: 665 - 679.

Kurshid, I and Ahmad, F. (2013). Survey of helminthes in cyprinoid fish of Shallabugh wetland, IJALS, Vol. (6)1: 75-77.

Lizama, M., De Los A., Takemoto, R. M. and Pavanelli, G. C. (2006): Parasitism influence on the hepato, splenosomatic and weight/length relation and relative condition factor of *Prochilodus lineatus* (Valenciennes, 1836) (Prochilodontidae) of the Upper Parana River floodplain, Brazil. Revista Brasileira de Parasitologia Veterinária, 15(3): 116 - 122.

Lizama, M., De Los, A., Takemoto, R. M. and Pavanelli, G. C. (2005): Influence of host sex and age on infracommunities of metazoan parasites of *Prochilodus lineatus* (Valenciennes, 1836) (Prochilodontidae) of the Upper Paraná River floodplain. Brazil. Parasite, 12 (4): 299 - 304.

Machado, M. H., Pavanelli, G. C. and Takemoto, R. M. (1994): Influence of host's sex and size on endoparasitic infrapopulations of *Pseudoplatystoma corruscans* and *Schizodon borelli* (Osteichthyes) of the high Paraná river, Brazil. Revista Brasileira de Parasitologia Veterinária, 3(2): 143 - 148.

Madhavi, R., Vijayalakshmi, C. and Shyamasundari, K. (2007): Collection, Staining and identification of Different Helminth Parasites: A Manual of the Workshop on Fish Parasites- Taxonomy Capacity Building. Andhra University Press, India.

Margolis, L., Esch, G.W., Holmes, J.C., Kuris, A. M. and Shad, G. A. (1982): The use of ecological terms in parasitology. (Report of an Ad Hoc Committee of American Society of Parasitology). Journal of Parasitology, 68: 131-133.

Meyer, M.C. and Olsen, O.W. (1975): Essentials of Parasitology. 2nd ed. Wm. C. Brown Co. Iowa. 1-303 pp.

Omeji, S. (2012). Gastrointestinal Helminth Parasites Of *Auchenoglanis occidentalis* and *Synodontis clarias* From Lower River Benue, Makurdi, Nigeria. Advances in Agriculture, Sciences and Engineering Research, Volume 2 (12) Dec.: 544 - 549, 2012.

Saliu, J.K. Jr. (1998): Incidence of *Philometra* species infection on *Brycinus nurse* from Asa reservoir, Ilorin, Nigeria. Biosci. Res. Commun., 10: 11-15.

Steniford G.D, Longshaw M., Lyons B.P, Jones G., Green M, and Feist S.W. (2003). Histopathological biomarkers in estuarine fish species for the assessment of biological effects of contaminants. Marine Environ. Research 55: 137-159.